




- High efficiency
- High strength and rigidity
- High dynamic and thermal stability
- Long lasting high accuracy
- High reliability
- Model flexibility
- Ecologically friendly

H 800

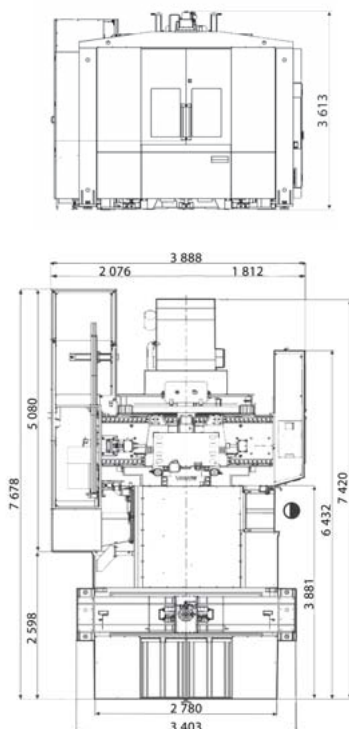
TECHNICAL DATA



The **H 800** production horizontal machining centre is utilizable for the whole range of technologies from the power up to the high-speed machining.

- outstanding characteristic of damping and absorption of mechanical vibrations
- maximum rigidity and maximum value of natural frequencies of movable parts
- machine dynamical and thermal stability necessary for the modern progressive technology of machining
- machine modern design – linear guideways in all axes and ecological grease lubrication of guideways and ball screws

The machine conception includes the T-shape bed with slidable column (X-axis) along which moves the spindle head in the vertical direction (Y-axis). The movement in the Z-axis is carried out by the rotary table (B-axis) with a workpiece.



Travels

X-axis (column)	1 000 mm
Y-axis (spindle head)	1 050 mm
Z-axis (table)	1 100 mm
Max. working feed	50 m/min
Rapid traverse	50 m/min
Acceleration	5 m/sec ²

Spindle

	SK 50	SK 50	HSK-A63	HSK-A100
Clamping taper	SK 50	SK 50	HSK-A63	HSK-A100
Maximum speed	8 000 rpm	4 500 rpm*	18 000 rpm*	14 000 rpm*
Power output continuous / overload S6 – 40 %	28/43 kW	17/25 kW	25/31 kW	25/37 kW
Torque / overload S6 – 40 %	342/526 Nm	893/1 313 Nm	159/197 Nm	159/236 Nm
Transmission type	belt drive		electrospindle	electrospindle

Rotary table with pallet

Pallet dimensions	800 × 800 mm
Range of turning	360 °
Pallet max. load	2 500 kg
Workpiece max. size (diameter × height)	1 100 × 1 300 mm
Pallet change time	20 sec

Distances

Spindle nose to rotary table axis	100 – 1 200 mm
Spindle axis to pallet clamping surface	70 – 1 120 mm
Working pallet to floor	1 250 mm

Tool magazine

Number of tool pots in magazine	56
Tool interchange time	3.5 sec
Tool maximum diameter:	
– fully occupied magazine	125 mm
– without adjacent tools	250 mm
Tool maximum length	500 mm
Tool maximum weight	30 kg

Power supplies

Nominal voltage of mains	3 × 400 V/50 Hz
Operational power input	64 kVA
Compressed air	0.6 – 0.8 MPa

Complementary data

Machine floor layout	7 680 × 3 900 mm
Machine maximum height	3 613 mm
Machine weight	31 000 kg

Control system


SIEMENS, HEIDENHAIN*, FANUC*

STANDARD EQUIPMENT

- Direct measuring in X, Y, Z, B axes
- Electronic compensation of thermal dilatations
- Coolant unit for washing-off and tool cooling
- Tool outer cooling
- Air blasting of spindle hollow for tool clamping
- Worm-gear drive of rotary table (B-axis)
- Worm chip conveyors (2 pcs)
- Central rake-type chip conveyor
- Tool magazine – 56 tool pots
- Automatic pallet changer
- 2 pallets 800 × 800 mm
- Machine complete covering
- Spindle for BIG-PLUS tools

OPTIONAL EQUIPMENT*

- Chip container
- Work zone washing-off
- Coolant unit with filtration unit for tool cooling through spindle axis
- Tool cooling with oil mist
- Tool dimension checking probe
- Workpiece dimension checking probe
- Rotary table – 5th axis
- Tool magazine – 76, 96, 244 tools
- Supply of hydraulics into pallet
- Vapour exhaustion from work zone
- Hand-operated washing-off guns
- Collector of oil from coolant surface
- Climatization of electrical cabinet
- Tool management
- Rotary glass wiper
- Torque motor drive of B-axis rotary table
- Remote diagnostics



Descriptions of illustrations and specifications may not always correspond with the machine latest version.

Manufacturer
TAJMAC-ZPS, a. s.
 Trída 3. května 1180
 764 87 Zlín, Malenovice
 CZECH REPUBLIC
 Tel.: +420 577 532 072
 Fax: +420 577 533 626
 www.tajmac-zps.cz
 e-mail: info@tajmac-zps.cz

Holding
TAJMAC-MTM, S. p. a.
 Via Gran Sasso 15
 20092 Cinisello Balsamo (MI)
 ITALY
 Tel.: + 39 02 6601 7878
 Fax: + 39 02 6601 1457
 www.tajmac-mtm.it
 e-mail: tajmac@tajmac-mtm.it