




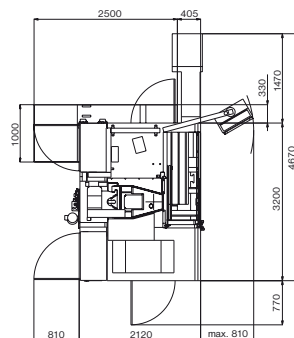
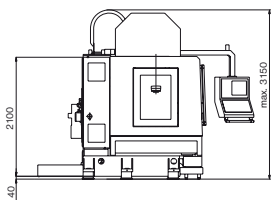
- High performance
- High strength and rigidity
- High dynamic and thermal stability
- Long-lasting high accuracy
- High reliability
- Guards making manipulation with workpieces easy
- Model flexibility
- Ecologically friendly

# MCFV 1260

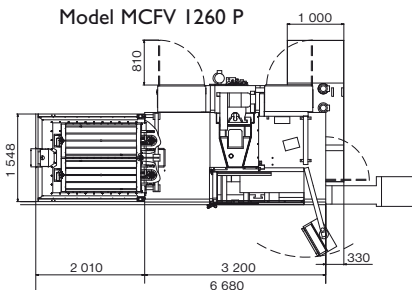
## TECHNICAL DATA



The **MCFV 1260** vertical machining centre is a highly productive machine for the complex chip machining in the X, Y, Z axes. The machine functions are controlled by the CNC control system which also enables the machining of the spatially complicated shapes when the tool follows the path resulting from the 3D CAD program output. The machine spindle which is mounted in the spindle unit embedded in the spindle head, moves in the vertical direction (Z-axis) along the guideways on the column. The work table, whose upper surface serves for the workpiece clamping, moves in the longitudinal direction (X-axis) along the guideways on the cross saddle. The cross saddle moves along the guideways on the base in the cross direction (Y-axis). The machine is equipped with the electronic compensation of thermal dilatations.



Model MCFV 1260 P



### Travels

X-axis (work table)	270 mm
Y-axis (cross saddle)	610 mm
Z-axis (spindle head)	760 mm
Distance of spindle nose to table	150 – 910 mm
Maximum working feed	40 m/min
Rapid traverse	40 m/min
Acceleration	5 m/sec <sup>2</sup>

### Table

Working area	450 × 590 mm
Number of T-slots × width × span	5 × 18 mm × 125 mm
Maximum load	350 kg

### Spindle

	ISO 40 (HSK-A 80)	ISO 50	ISO 40	ISO 50	ISO 40	HSK-A 63
Clamping taper	ISO 40 (HSK-A 80)	ISO 50	ISO 40	ISO 50	ISO 40	HSK-A 63
Maximum speed	10 000 rpm	8 000 rpm	12 000 rpm	8 000 rpm	15 000 rpm	18 000 rpm
Continuous output / overload S6 – 40 %	20/28 kW	20/30 kW	17/25 kW	17/25 kW	25/31 kW	25/31 kW
Max. torque / overload S6 – 40 %	244/342 Nm	306/458 Nm	96/141 Nm	143/210 Nm	159/197 Nm	159/197 Nm
Transmission type	planetary gearbox*		belt drive		electrospindle*	

### Tool magazine

Number of tool pots in magazine	24 pcs
Tool interchange time	4.5 sec
Tool maximum diameter:	
– fully occupied magazine	110 mm
– without adjacent tools	180 mm
Tool maximum length	300 mm
Tool maximum weight	15 kg
Total maximum weight	200 kg

### Power supplies

Nominal voltage of mains	3 × 400 V/50 Hz
Operational power input – acc. to motor	35 kVA
Compressed air	0.6 – 0.8 MPa

### Complementary data

Floor layout of machine without chip conveyor	3 200 × 2 120 mm
Machine maximum working height	3 150 mm
Machine weight	8 300 kg

### Control system

HEIDENHAIN, SIEMENS\*, FANUC\*

Descriptions of illustrations and specifications may not always correspond with the machine latest version.

Manufacturer  
**TAJMAC-ZPS, a. s.**  
 třída 3. května 1180  
 763 02 Zlín, Malenovice  
 CZECH REPUBLIC  
 Tel.: +420 577 532 072  
 Fax: +420 577 533 626  
 www.tajmac-zps.cz  
 e-mail: info@tajmac-zps.cz

Holding  
**TAJMAC-MTM, S. p. A.**  
 Via Gran Sasso 15  
 20092 Cinisello Balsamo (Mi)  
 ITALY  
 Tel.: + 39 02 66017878  
 Fax: + 39 02 66011457  
 www.tajmac-mtm.it  
 e-mail: tajmac@tajmac-mtm.it

TIGRIS, s.r.o., Zlín 9/2015

### STANDARD EQUIPMENT

- Digital drives
- Linear optoelectric measuring rulers
- Central lubrication system
- Tool magazine with tool change arm
- Tool holder automatic air blasting
- Coolant unit with tool cooling system
- Washing off of telescopic covers
- Electronic compensation

### OPTIONAL EQUIPMENT\*

- High-speed spindle unit 50 000 rpm
- SK 40 – tool magazine with capacity of 30 tools
- Clamping taper CAT 40, CAT 50, BT 40, BT 50, ISO 40
- Tool cooling with coolant through spindle axis
- Tool cooling with air through spindle axis
- Tool cooling with oil mist
- Coolant unit with filtration unit for tool cooling through spindle axis
- Rotary table, 4th and 5th controlled axis
- Workpiece dimension checking probe
- Tool dimension checking probe
- Manual pallet changer, pallet size 760 × 460 mm
- Automatic pallet changer, pallet size | 250 × 590 mm
- Chip conveyor
- Chip buckets
- Work zone washing off
- Centrifugal separator of oil mist and emulsion aerosol from work zone
- Oil collector from coolant surface
- 2 tool magazines